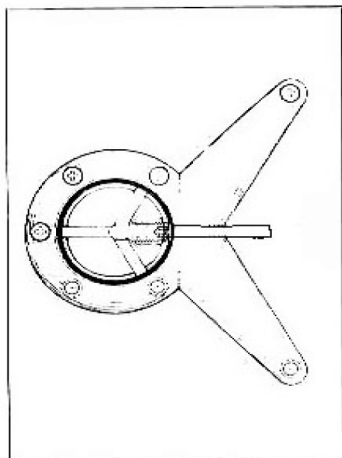



### Step 1



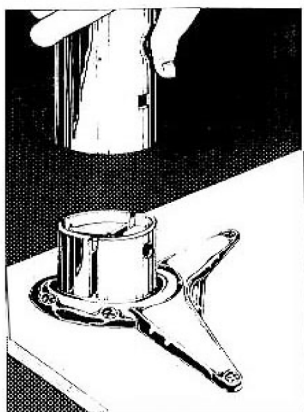
1) Using the allen wrench provided, thread the expansion screw into the bracket until the tip of screw touches inside of bracket.

### Step 2



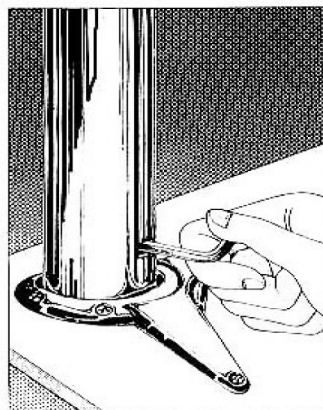
2) By using the mounting template provided with the table legs drill pilot holes. Attach mounting bracket using screws provided or your own.

### Step 3



3) Slide table leg over the bracket so that expansion screw and square slot in table leg line up.

### Step 4



4) Using the provided allen wrench, tighten the expansion screw. This will secure the leg on the bracket. DO NOT over tighten the expanding screw or damage may result.